



National Endowment for the Arts

FY25 Grants for Arts Projects
Design Webinar
January 23, 2024

“Art is a nation’s most precious heritage. For it is in our works of art that we reveal ourselves, and to others, the inner vision which guides us as a nation. And where there is no vision, the people perish.”

**— President Lyndon B. Johnson
at the signing of the National
Foundation on the Arts and
Humanities Act in 1965**



National Endowment for the Arts

We are committed to diversity, equity, inclusion, and accessibility, and fostering mutual respect for the diverse beliefs and values of all individuals and groups.

Direct grants to:

- Arts organizations
- Local arts agencies
- Arts service organizations
- Local education agencies (school districts)
- Other organizations that can help advance the NEA's goals





Artistic Disciplines

| | | | | |
|--------------------|---------------------|--------------------------------------|---------|-------------------------|
| Artist Communities | Arts Education | Dance | Design | Folk & Traditional Arts |
| Literary Arts | Local Arts Agencies | Media Arts | Museums | Music |
| Musical Theater | Opera | Presenting & Multidisciplinary Works | Theater | Visual Arts |

NATIONAL ENDOWMENT OF ARTS





Grants

Initiatives

Stories

Impact

Honors

News

About

Grants »

Grants for Arts Projects

Challenge America

Our Town

Research Awards

Partnership Agreement Grants

Creative Writing

Translation Projects

Volunteer to be an NEA Panelist

Manage Your Award

Recent Grants

Munjuluri accepting her trophy from NEA Chair Dr. Maria Rosario Jackson (left) and Poetry Foundation President Michelle T. Boone (right) after being named 2023 Poetry Out Loud Champion. Photo by James Kegley



Grants for Arts Projects

- Program Description
- Artistic Disciplines
- Application Calendar
- Award Information
- Unallowable Activities/Costs
- Eligibility
- How to Apply
- Application Review
- Award Administration
- FAQs
- Applicant Resources
- Contacts

* * * * *

GRANTS FOR ARTS PROJECTS

Grants for Arts Projects (GAP) provides expansive funding opportunities to strengthen the nation's arts and cultural ecosystem. Grants are available for arts projects in a wide variety of artistic disciplines. Each discipline has identified the types of projects that are of greatest interest within this program as well as the characteristics of competitive applications.

Applicants may request cost share/matching grants ranging from \$10,000 to \$100,000.

Designated local arts agencies eligible to subgrant may request from \$30,000 to \$150,000 for subgranting programs in the Local Arts Agencies discipline.

A minimum cost share/match equal to the grant amount is required for all grant recipients.



Grants for Arts Projects

Program Description

Artistic Disciplines

Application Calendar

Award Information

Unallowable Activities/Costs

Eligibility

How to Apply

Application Review

Award Administration

FAQs

Applicant Resources

Contacts

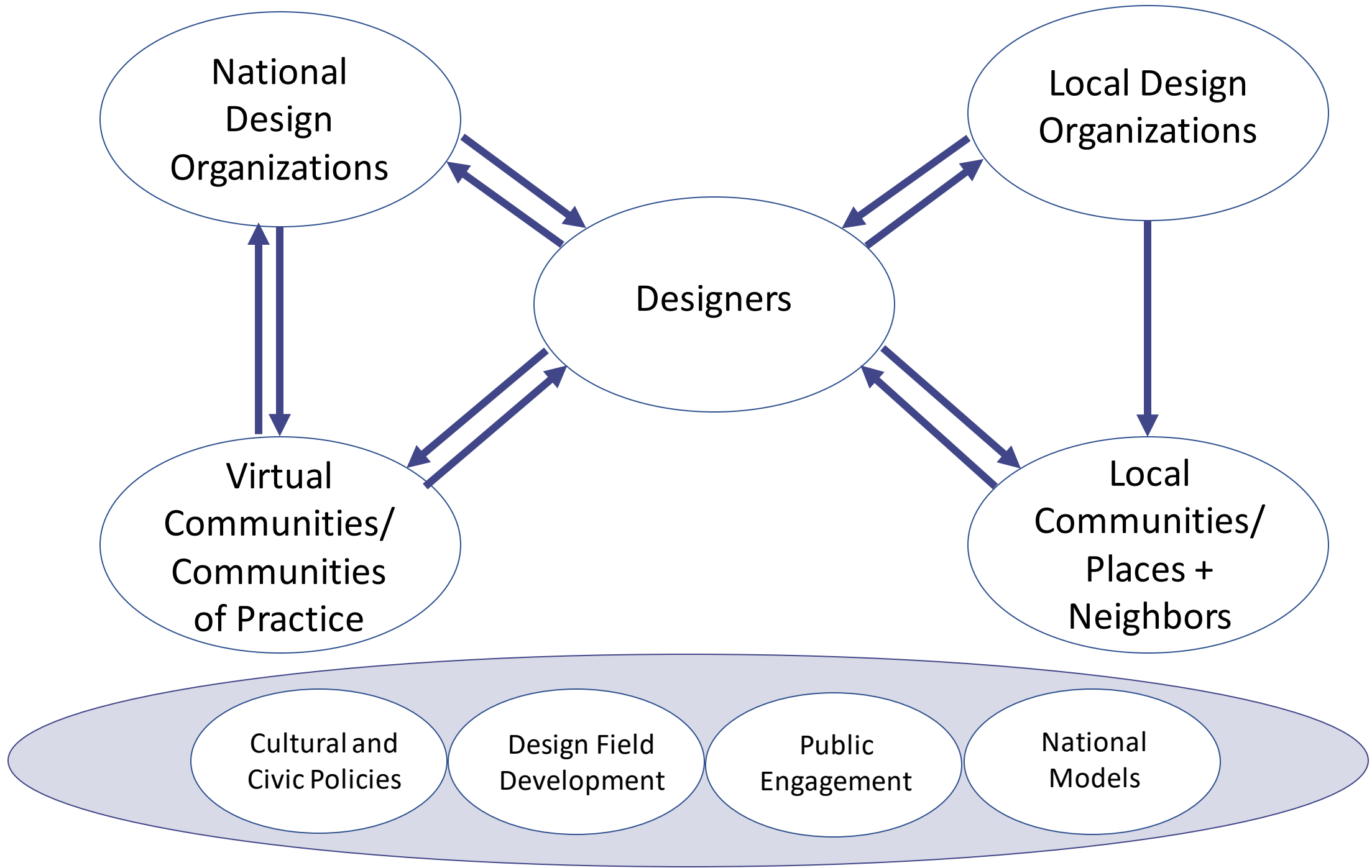
En Español



GRANTS FOR ARTS PROJECTS: Design

From the typeface on this page to the neighborhood in which you live, every object and place is the result of design. Design surrounds us, influences our experiences, and has a direct impact on the quality of our lives.

The NEA’s Design program defines our particular ecosystem as a complex and interdependent set of relationships that start with national and local design organizations, with designers at the center. The organizations range from discipline-specific presenters and conveners, to service organizations, to museums, community design centers, university programs, and educational initiatives that engage youth and adults, as well as other organizations whose work involves design. These groups and individuals are connected to each other based on design discipline; priorities and values; and/or identities, including ethnicity, race, gender, sexual orientation, and disability. Through these connections they build virtual communities that nurture designers and influence the field of





Competitive Proposals

- Demonstrate alignment with the NEA's commitment to diversity, equity, inclusion, and accessibility;
- Employ designers and center design concepts and practices;
- Offer a clear public benefit within local communities and/or support or advance the field of design;
- Actively engage people and communities – whether local or virtual – who are impacted by the project;
- Offer engagement for people whose opportunities to experience or participate in the field of design are limited by factors such as geography, race or ethnicity, economics, or disability.



**Grants for Arts
Projects**



[Program Description](#)

[Artistic Disciplines](#)

[Application Calendar](#)

[Award Information](#)

[Unallowable
Activities/Costs](#)

[Eligibility](#)

[How to Apply](#)

[Application Review](#)

[Award Administration](#)

[FAQs](#)

[Applicant Resources](#)

[Contacts](#)

[En Español](#)

GRANTS FOR ARTS PROJECTS: Program Description



“The Arts . . . belong to all the people of the United States.” –1965

Enabling Legislation for the National Endowment for the Arts in the National Foundation on the Arts and the Humanities Act of 1965

The National Endowment for the Arts (NEA) is proud to support the nation’s arts sector with grant opportunities so that together we can help everyone live more artful lives.

“Artful lives” is an inclusive concept encompassing everything from the creation, presentation, and consumption of art, to active arts engagement by all people through making, teaching, and learning in our everyday lives. The arts contribute to our individual well-being, the well-being of our communities, and to our local economies. The arts are crucial to helping us make sense of our circumstances from different perspectives



Project-Based Support

We support:

- Large and small projects
- Existing and new projects
- Projects that take place in any part of the 50 states, D.C., and U.S. jurisdictions, in communities of any size

Additionally:

- Projects may be for a two-year period of support
- Applications may contain several components, or a single phase of a larger program
- All projects must be both programmatically and physically accessible
- Applications may focus on a particular constituency, but may not be exclusionary under federal anti-discrimination policies



Design Project + Program Support

**Community-
Based
Projects**

**Field-Building
Projects**



Community-based Projects

- Commissions and production of new design work;
- Design-related exhibitions, festivals, tours, publications, or websites;
- Design projects that foster positive social impact, employ inclusive and/or accessible design concepts, or foster collaboration between design and non-arts disciplines;
- Education, mentorship, apprenticeship, and outreach activities that teach design practices to American communities;
- Community planning, charrettes, and design-related activities;
- Historic and community preservation projects;
- Design and community planning for new arts/cultural buildings, districts, neighborhoods, public spaces, landscapes, or housing for artists or designers;
- Design projects to advance the health and well-being of individuals and communities.



Photo courtesy of Storefront for Community Design

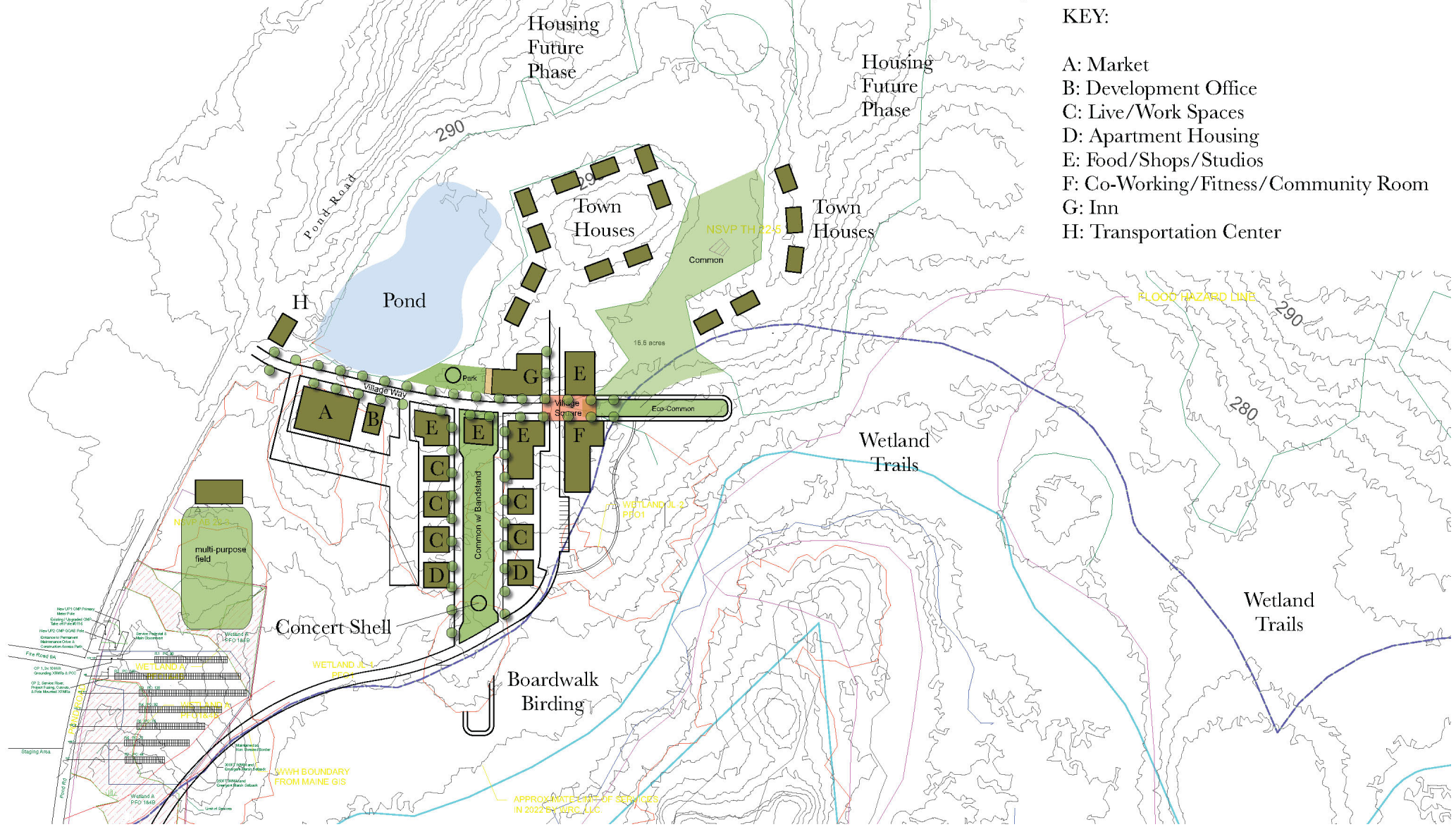


Image courtesy the Snow Pond Center for the Arts

Snow Pond Village | progress concept plan
Sidney, Maine

Architectural and Community Design

New England Music Camp Association
(aka Snow Pond Center for the Arts)



Image by WIP Collective, courtesy Design Trust for Public Space



Photo courtesy Chicago Mobile Makers



Design Field-Building Projects

- Projects that advance or sustain the creative work/careers of aspiring designers
- Conferences, symposia, and other gatherings that promote innovation in design practice or design education;
- Workshops or residencies for designers;
- Design research or collaboration projects;
- Projects that reach broader and more diverse groups through digital or emergent technology, including hybrid (in-person and digital) programming activities;
- Design competitions
- Projects that advance or sustain the creative work/careers of people with disabilities



Image courtesy UMA

Kerasynth

Maryland Institute College of Art

*Diana Eusebio, Erin Kirchner, Grace Kwon, Rachel Rusk,
and Sydney Sieh-Takata*

Drawing upon hair transplant research, Kerasynth is a synthetically grown biological material that can replace all keratin-based animal fibers. The speculative project uses a microfluidic "skin" that provides nutrition to animal hair follicles that are implanted on its surface. Designers can fashion the fur-lined skin into living garments or harvest the lab-grown fur.

Since BDC, Kerasynth exhibited at the Gregg Museum of Art & Design and the Esther Klein Gallery in Philadelphia.





Image courtesy SoHarlem



We Do Not Fund

**General
operating or
seasonal
support**

**Creation of
new
organizations**

**Facility
construction,
purchase, or
renovation**

Full list: **Unallowable Activities/Costs** link on the website



Applicant Eligibility

Eligible

- US Organizations:
 - 501 c(3) Non-profit organizations
 - Units of State/Local Government
 - Federally recognized Tribes or Tribal Communities
- Organizations must have a 3 year history of arts programming

Not Eligible

- Individuals
- Fiscal Sponsors
- Commercial/for profit enterprises



Compliance Requirements

Accessibility

All projects must be both programmatically and physically accessible to individuals with disabilities.

Non-discrimination

Applications may focus on a particular group or demographic; however, they may not be exclusionary under Federal civil rights laws and policies prohibiting discrimination. This extends to hiring practices, designer selection processes, and audience engagement.

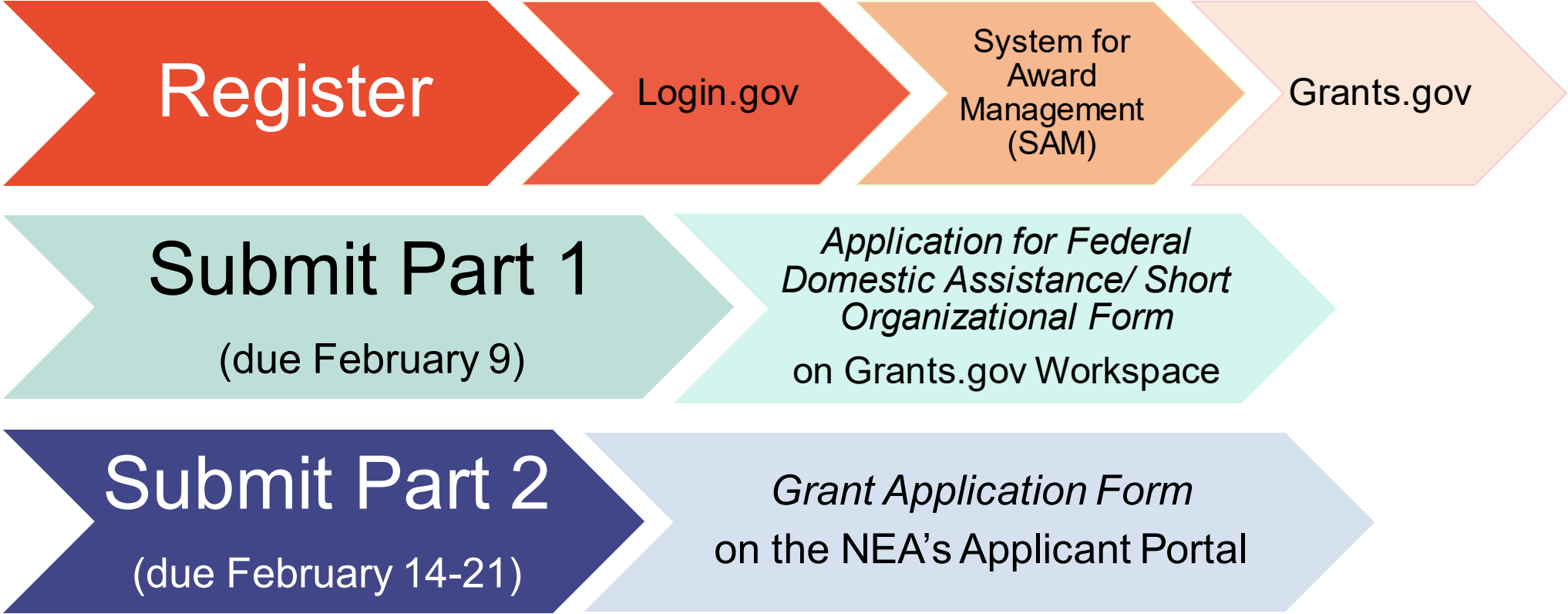
National Historic
Preservation Act &
National Environmental
Protection Act

Additional staff review for projects that take place:
Inside/near a historic site
Outdoors

Recorded webinars available under **Applicant Resources**



How to Apply: Overview





How to Apply: Registration

Create and maintain registrations with Login.gov, SAM and Grants.gov

Registration/renewal is always free

Registrations can take several weeks to finalize: start early!

Links & Technical support resources: **How to Apply**

Login.gov, SAM, and Grants.gov Help

The NEA does not have access to your Login.gov, SAM, or Grants.gov accounts. If you have any questions about or need assistance with these sites, including questions regarding electronic accessibility, contact them directly:

- **Login.gov Help:** Consult the information posted in their [Help Center](#), or use their [online form](#) to submit a question.
- **SAM Federal Service Desk:** Call 1-866-606-8220 or see the information posted on the SAM website at [SAM Help](#).
- **Grants.gov Contact Center:** Call 1-800-518-4726, email support@grants.gov, or consult the information posted on the Grants.gov website at [Support](#). The Grants.gov Contact Center is available 24 hours a day, 7 days a week.



How to Apply: Part 1

[Home](#) / [Grants](#) / [Grants for Arts Projects](#)

Grants for Arts Projects

Program Description

Artistic Disciplines

Application Calendar

Award Information

Unallowable Activities/Costs

Eligibility

How to Apply

Application Review

Award Administration

FAQs

Applicant Resources

Contacts

En Español



GRANTS FOR ARTS PROJECTS: How to Apply

Applying for a federal grant can be time consuming. Please be sure to give yourself sufficient time for registration, which can take several weeks. We estimate that after registering, the process to draft and submit an application takes approximately 26 hours.

Submitting an application is a multi-step process:

1. **Register** with [Login.gov](#), the System for Award Management (SAM) at [SAM.gov](#), and [Grants.gov](#) or renew/verify these registrations. [Download Registration Guidance PDF.](#)

2. **Submit your application:**

- **Application Part 1, Grants.gov**

Submit to Grants.gov the “Application for Federal Domestic Assistance/Short Organization Form.” This is a brief form that will collect basic information about your organization. **A direct link to the Grants.gov Opportunity Package is included further down this on this page.** You must successfully submit Part 1 in order to continue to Part 2. See links below for full instructions and

How to Apply

PART 1 & 2 INSTRUCTIONS AND APPLICATION QUESTIONS

To download the instructions, select the artistic discipline from the list below that most closely corresponds with your proposed project activities. Instructions and requirements vary between disciplines. If you are unsure which discipline is the right choice, review the [Artistic Disciplines descriptions](#), or contact our [staff](#). ([Haga clic aquí para obtener instrucciones en español.](#))

[Artist Communities](#) | [Arts Education](#) | [Dance](#) | [Design](#)

[Folk & Traditional Arts](#) | [Literary Arts](#) | [Local Arts Agencies](#)

[Media Arts](#) | [Museums](#) | [Music](#) | [Musical Theater](#) | [Opera](#)

[Presenting & Multidisciplinary Works](#) | [Theater](#) | [Visual Arts](#)

Part 1: Submit the *Application for Federal Domestic Assistance/ Short Organizational Form (SF-424)* to Grants.gov

You will use Grants.gov Workspace to complete Part 1 in Grants.gov. For a detailed guide on how to use Workspace, see [here](#).

1. Access the application package on the [How to Apply](#) page by clicking on the link found under "Direct link to Grants.gov Opportunity Package for Part 1." This will take you **directly** to the pre-populated application package in Grants.gov. The package for February and the package for July are different, and are typically posted at least one month prior to each deadline.
2. The Grants.gov "View Grant Opportunity" screen will open, click the red "Apply" button. If the "Apply" button is grey, it's likely that you are either not logged into grants.gov, or that your account does not have the right participant role. In order to create the Workspace application, you must be logged into Grants.gov with a participant role of either **Workspace Manager** or **Authorized Organization Representative (AOR)**. More information on participant roles can be found [here](#).
3. After logging in, to create a Workspace application:
 - a. Fill in the Application Filing Name field with your organization name, then
 - b. Click the **Create Workspace** button.
4. After creating a Workspace, you will be directed to the Manage Workspace page, where you can begin working on the application.

Reminder: Grants.gov is a government-wide portal, and NEA staff does not have control of, or administrative access to, the site. If you run into technical issues with grants.gov, please contact grants.gov directly at 1-800-518-4726, via email support@grants.gov, or consult the information posted on the Grants.gov website at [Support](#) or [Help](#). The Grants.gov Contact Center is available 24 hours a day, 7 days a week.

Step 1: Complete the Form

All asterisked (*) items and yellow fields on this form are required and must be completed before you will be able to submit the form. Do not type in all capital letters when completing the form. Enter information directly into the form. Do not copy from an old Application for Federal Domestic Assistance/Short Organizational Form or another document and paste into the form.

EMAILS: Due to restrictions from the Department of Homeland Security we are not able to send emails to alias addresses that forward to another email account. Do not enter this type of email address.

1. **Name of Federal Agency:** Pre-populated.
2. **Catalog of Federal Domestic Assistance Number:** Pre-populated.

How to Apply: Part 2

View Application Data | Organization Info | Arts Programmatic History | Project Details | Project Budget

◀ Previous | Next ▶ | Validate

Organization Information

Organization Details | Organization Budget

Organization

Legal/IRS Name (per your IRS Determination Letter) *

Popular Name (if different)

For this application, are you serving as the Parent of an Independent Component Yes No

Year Founded *

Mission of Your Organization: *

B I U [List Icons] [Link Icon]

(500 Character Limit, including spaces. Remaining: 500 characters.)

Part 2: Submit the *Grant Application Form* through the Applicant Portal

You will only be able to complete Part 2 of the Grants for Arts Projects application process if you have successfully submitted Part 1 of the application to Grants.gov by the appropriate deadline.

You will not have access to the Applicant Portal until the Part 2 application window opens as described in the calendar. However, we urge you to use this document to prepare your responses and material well in advance so you will have them ready to upload once the system opens.

The Applicant Portal is an NEA-administered site. If you run into technical issues, please reach out to your designated [program specialist](#).

Access the Applicant Portal

Log on to the Applicant Portal at: <https://applicantportal.arts.gov>

- User Name = Grants.gov Tracking Number (Example: "GRANT38906754")
 - Your Grants.gov tracking number is assigned to you by Grants.gov at the time you submit Part 1 of your application.
 - A confirmation screen will appear in Grants.gov once your submission is complete.
 - Your Grants.gov tracking number will be provided at the bottom of the screen.
- Password = Agency Tracking Number/NEA Application Number (Example: "1425736")
 - The NEA assigns the number to your application 1-2 business days after you submit Part 1 of your application.
 - The AOR may retrieve the number by following these steps:
 - Log on to Grants.gov.
 - Under Grant Applications, select *Check Application Status*.
 - Look for your Grants.gov Tracking Number and select *Details* under the Actions column.
 - You'll be taken to the Submission Details screen to find your Agency Tracking#/NEA Application Number.
 - NOTE: Check Application Status is a separate feature from Track My Application at Grants.gov.

The User Name and Password can only be used by one person at a time in the Applicant Portal. If multiple people use the User Name and Password at the same time to work on an application, data will be lost.

Technical notes for using the Applicant Portal:

- The Applicant Portal is best viewed in the following browsers: Chrome 58+, Firefox 54+, or Microsoft Edge 44+. You should only open the Applicant Portal in one browser at a time to enter information. Cookies and JavaScript may need to be enabled for you to



Design Particulars/FAQs

How should I think about the budget?

1:1 match, costs = at least 2x the requested amount
(think of it as showing your “half” and NEA’s “half”)

Costs should align with narrative and scheduled activities

What amount should I request?

Allowable amount is \$10,000-\$100,000; Design average amount is ~\$30,000

How likely is my project to be funded?

Design awards ~50% of applications each year



Design Particulars/FAQs

What else is important to think about?

Work Samples! They add color, texture, character to an otherwise all-text document

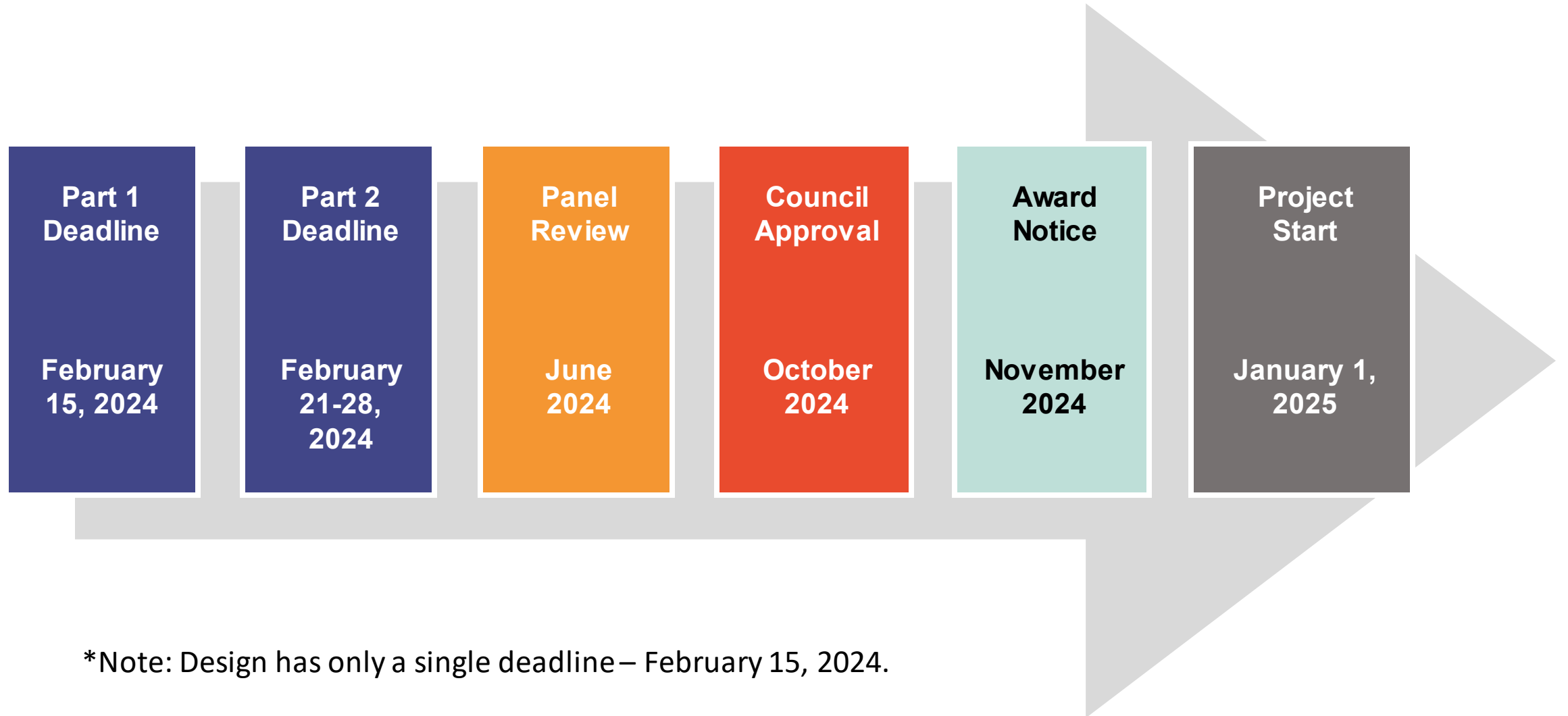
The ART of Design

WHO (*Who will benefit*)

WHAT (*What are the activities*)

WHY (*Why this project, why now, why federal funding*)

Review Process



*Note: Design has only a single deadline – February 15, 2024.



Review Process

Who are NEA Design panelists?

People like you!

- Design practitioners, academics, non-profit leaders and staff, +1 lay person
- All Design disciplines
- Diversity in geography, race, ethnicity, experience, discipline
- 2 or 3 panels per cycle
- Design “Jury Duty”

Panel Review

June
2024

Email NEADesign@arts.gov to volunteer!



Design Resources

Application Resources

<https://www.arts.gov/grants/grants-for-arts-projects/applicant-resources>

Recent Grant Search

Sample application narratives

Stay in Touch!

Design + CP Newsletter

Email neadesign@arts.gov to sign up

**NATIONAL
ENDOWMENT** *for the* **ARTS**

 [arts.gov](https://www.arts.gov)